

Formulate 20' Horizontal Curve

FMLT-WH20-03

Formulate™ is a collection of sophisticated, ergonomically designed exhibit booths. Formulate combines state-of-the-art zipper pillowcase dye-sublimated fabric coverings with advanced lightweight aluminum structures to provide unique design, functionality, and style. The excellence of the Formulate line of displays, hanging structures and products is simply unmatched. Stretch fabric graphics are hand-sewn, durable and dry-cleanable.



We are continually improving and modifying our product range and reserve the right to vary the specifications without prior notice. All dimensions and weights quoted are approximate and we accept no responsibility for variance. E&OE. See Graphic Templates for graphic bleed specifications.

features and benefits:

- State-of-the-art 30mm aluminum tubing with push-button connectors
- Hardware mounts for a medium sized monitor; max 36"/ 40 lbs
- Frame can also be configured* as a standard 10' backwall (*requires additional 10' graphic purchase)
- Kit includes: one frame, one dye-sublimated zipper pillowcase graphic, stand-off ladder, infill panel graphics, two wheeled molded OCL cases and one OCH2 storage case
- Lifetime hardware warranty against manufacturer defects

dimensions:

| | |
|--|---|
| Hardware | Graphic |
| Assembled unit: 226.7292"w x 92.4207"h x 45.7734"d | Total visual area: 250.5"w x 92"h 5740mm(w) x 2324mm(h) |
| Stand-off Monitor mount: 23.6"w x 92.7"h x 26.6"d | Stand-off ladder total visual area: Top & bottom: 21"w x 17"h |
| Approximate weight (includes graphic): 131 lbs / 59.4 kgs | Please be sure to include a 2" bleed around the perimeter of dye-sublimated graphics and a 1/2" bleed around the perimeter of PVC graphics. |
| Shipping | Refer to related graphic template for more information. |
| Shipping dimensions - ships in 3 cases: 2 OCL cases (each): 19"l x 19"w x 56"h 1 OCH2 case: 52"l x 30"w x 15"h | Visit: www.exhibitors-handbook.com/graphic-templates |
| Approximate shipping weight (with cases): 201 lbs / 91 kgs | |

additional information:

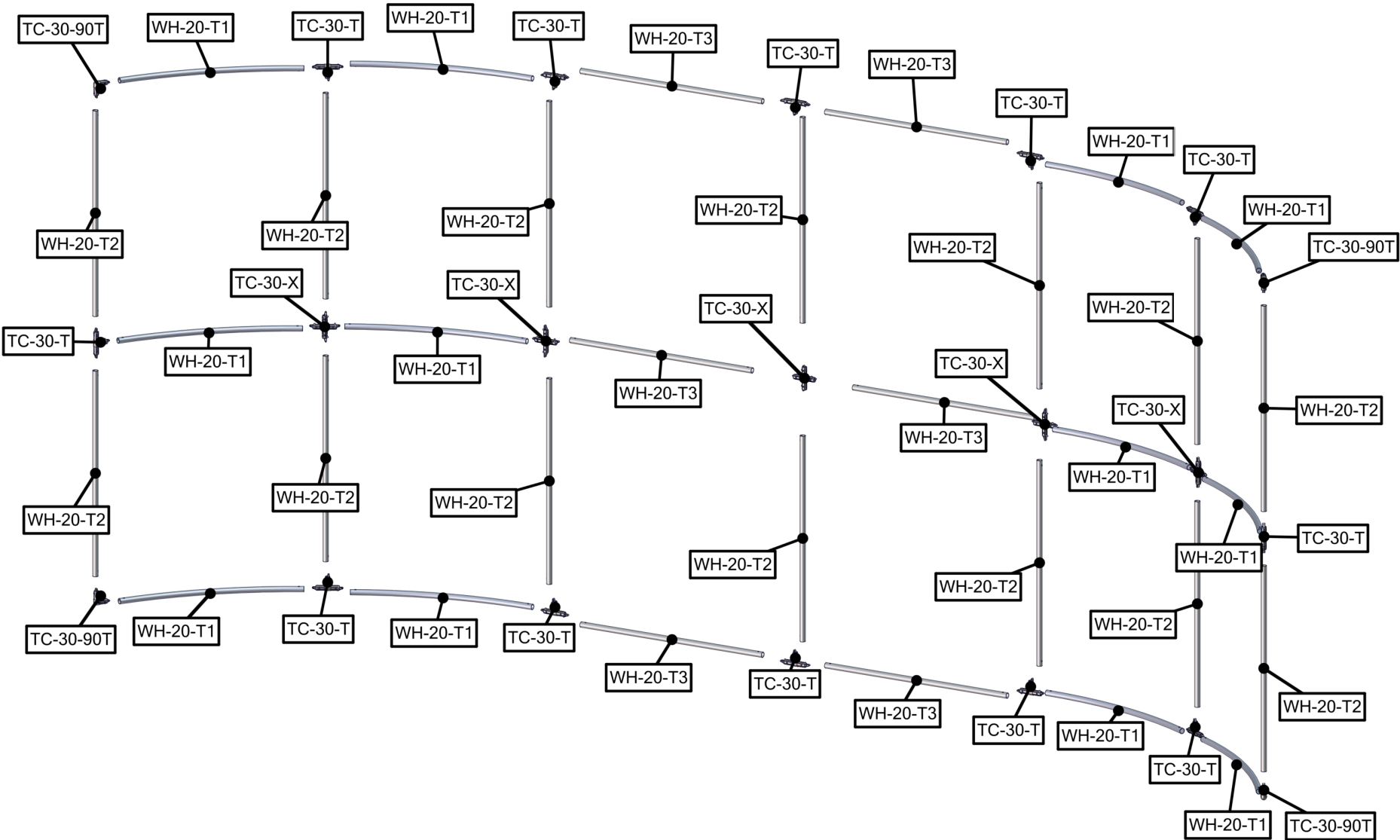
Graphic material: dye-sublimated zipper pillowcase fabric, 3mm white pvc

Monitor mount: max T.V. size is 36"/ 40 lbs

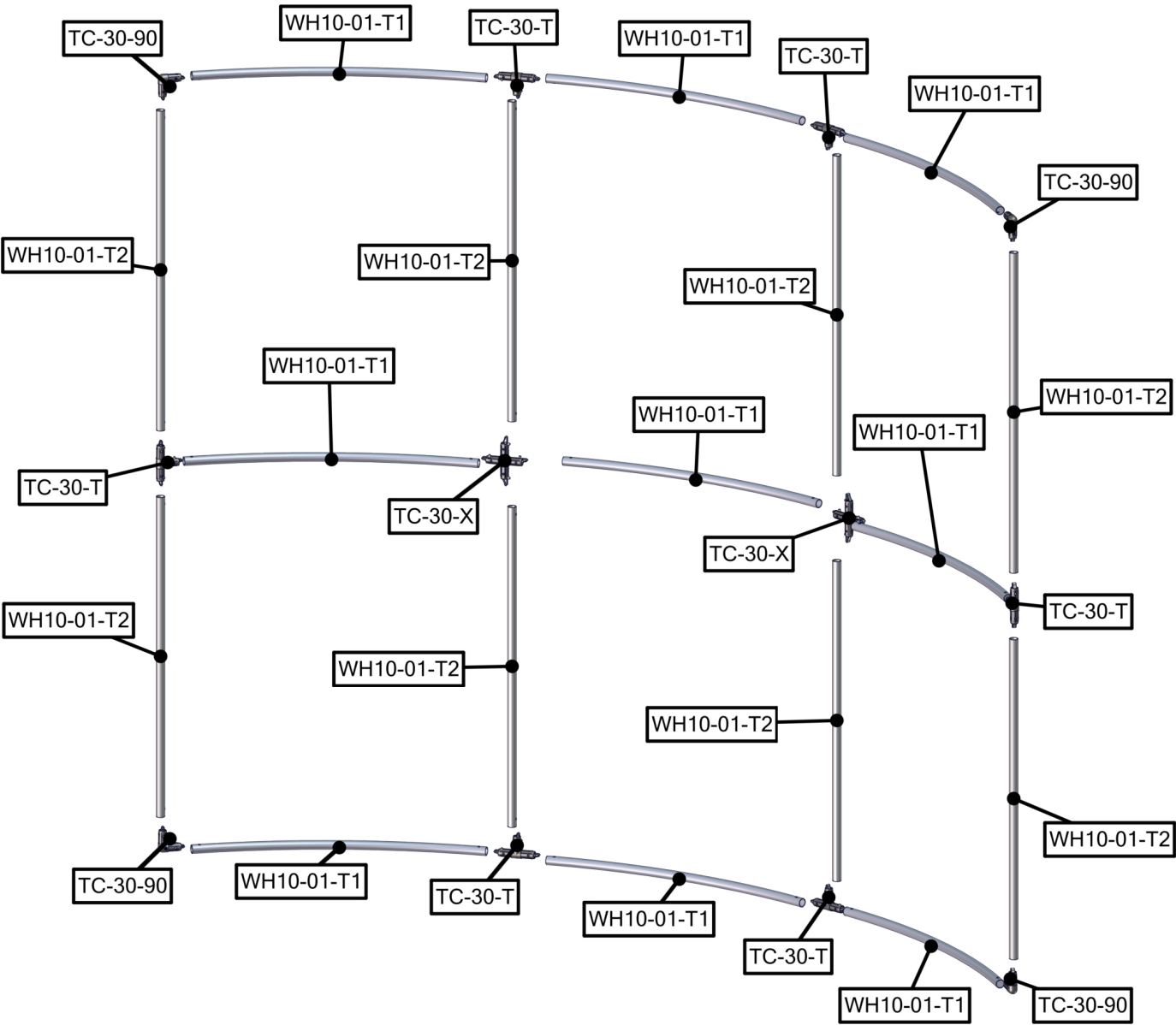
*Kit does not include monitor



| Parts Included | | |
|---------------------------------------|-----|-----------|
| Part Label | Qty | Part Code |
| 90 DEGREE ELBOW JOINT FOR 30MM TUBING | x4 | TC-30-90 |
| T JUNCTION FOR 30MM TUBING | x12 | TC-30-T |
| 4 WAY JUNCTION FOR 30MM TUBING | x5 | TC-30-X |
| 30MM TUBE SECTION | x12 | WH-20-T1 |
| 1114MM X 30MM TUBE SECTION | x14 | WH-20-T2 |
| 1114MM X 30MM TUBE SECTION | x6 | WH-20-T3 |
| 20' FABRIC GRAPHIC | x1 | WH20-01-G |

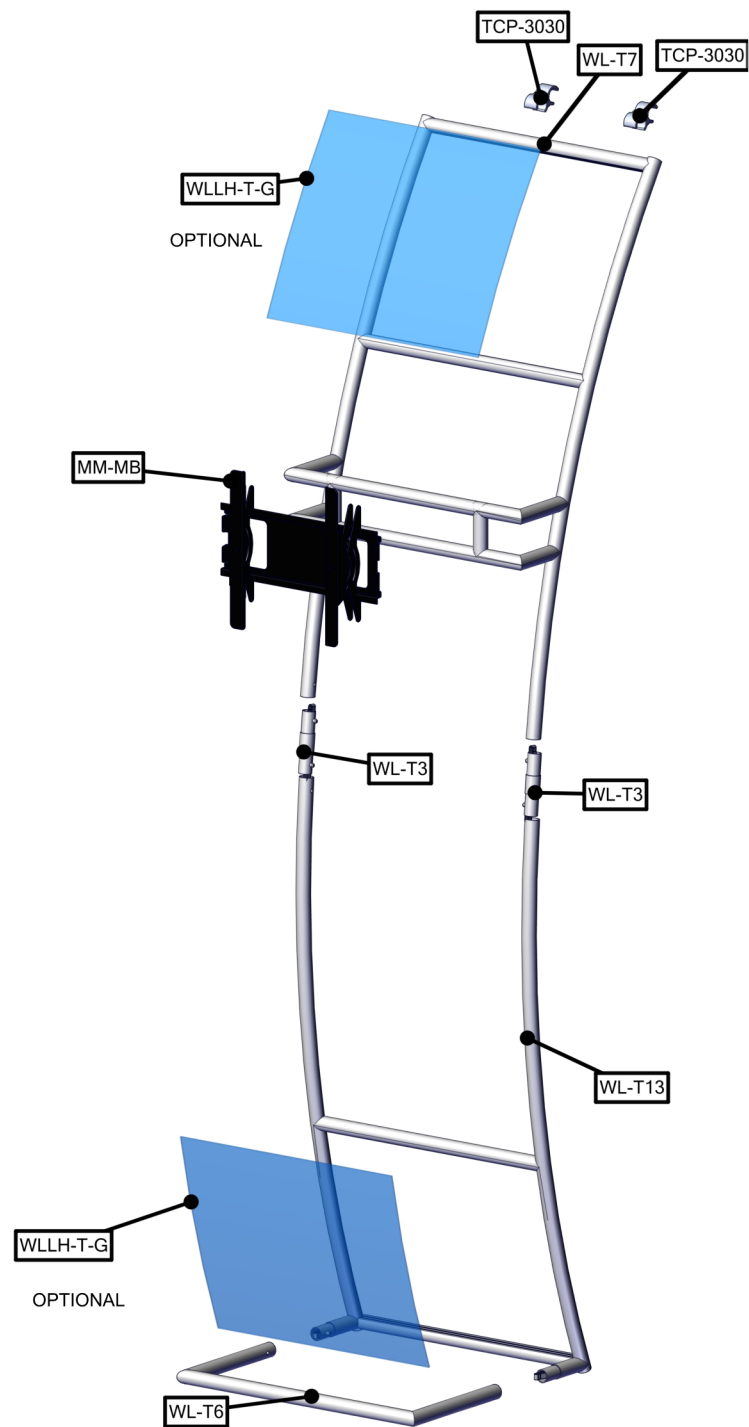


| Parts Included | | |
|---------------------------------------|-----|------------|
| Part Label | Qty | Part Code |
| FABRIC GRAPHIC | x1 | WH10-01-G |
| 90 DEGREE ELBOW JOINT FOR 30MM TUBING | x4 | TC-30-90 |
| T JUNCTION FOR 30MM TUBING | x6 | TC-30-T |
| 4 WAY JUNCTION FOR 30MM TUBING | x2 | TC-30-X |
| R2000MM X 30MM TUBE (997MM ARC) | x9 | WH10-01-T1 |
| 1114MM X 30MM TUBE | x8 | WH10-01-T2 |

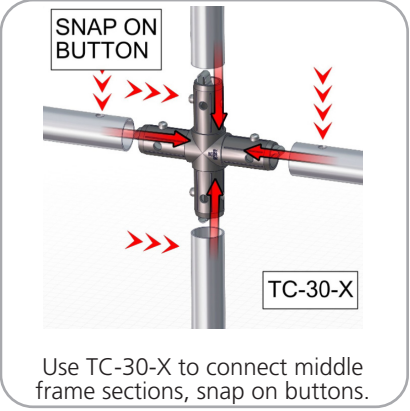
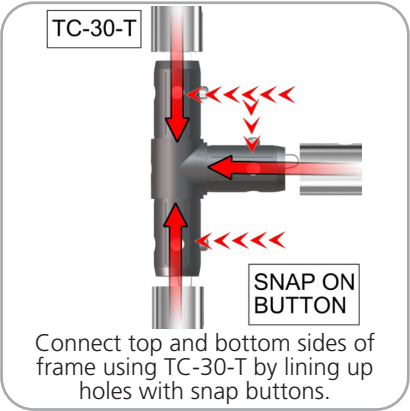
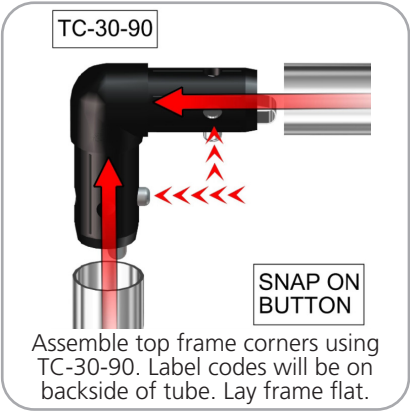
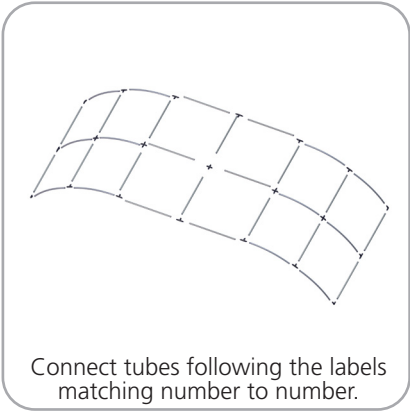


Parts Included

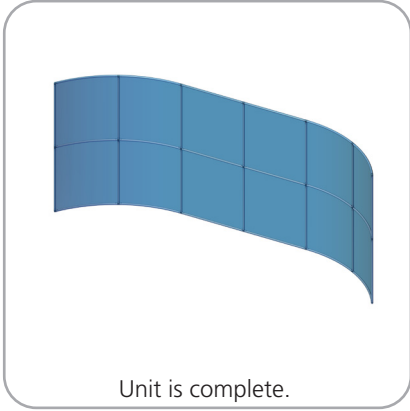
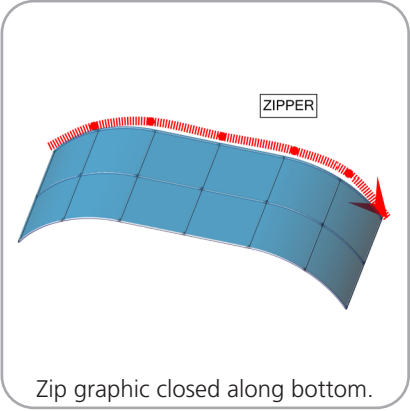
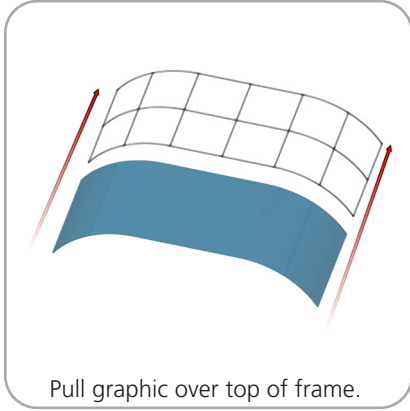
| Part Label | Qty | Part Code |
|------------------------------------|-----|-----------|
| MEDIUM MONITOR BRACKET | x1 | MM-MB |
| PARALLEL TUBE CLAMP FOR 30MM TUBES | x2 | TCP-3030 |
| 30MM TUBE SECTION | x2 | WL-T3 |
| TOP SINTRA GRAPHICS | x2 | WLLH-T-G |
| 30MM TUBE SECTION | x1 | WL-T13 |
| 30MM TUBE SECTION | x1 | WL-T6 |
| 30MM TUBE SECTION | x1 | WL-T7 |



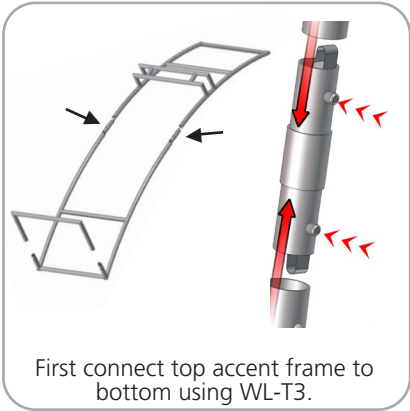
STEP 1: ASSEMBLE FRAME



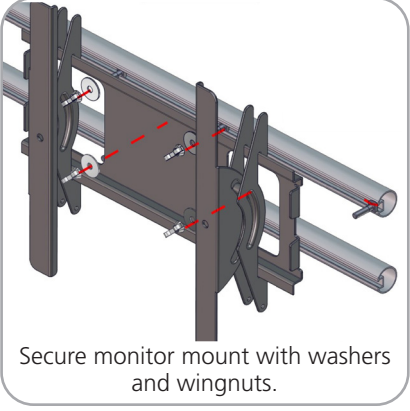
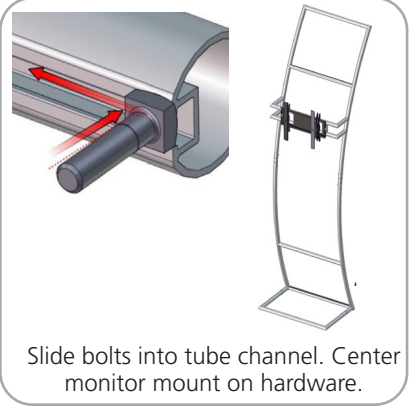
STEP 2: ATTACH GRAPHIC



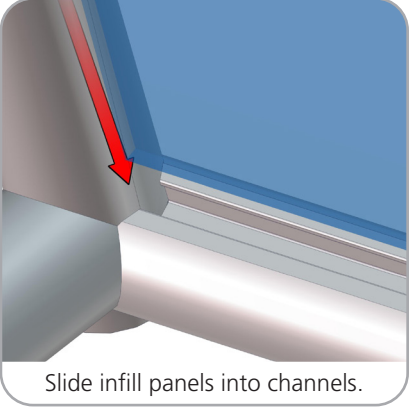
STEP 3: ASSEMBLE FRAME



STEP 4: INSTALL MONITOR MOUNT



STEP 5: ATTACH GRAPHICS



STEP 6: ATTACH TO
BACKWALL WITH CLAMPS

